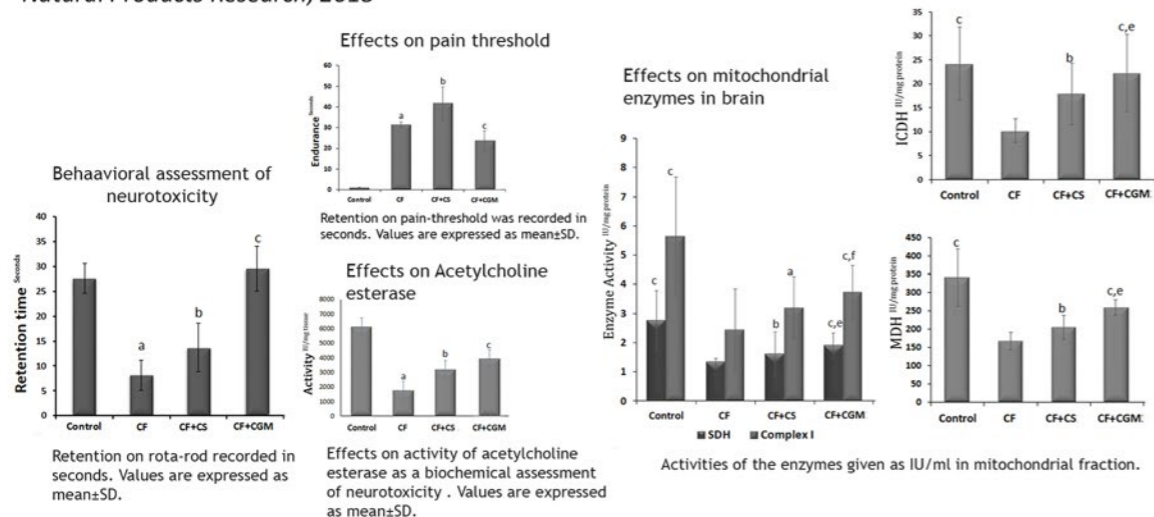


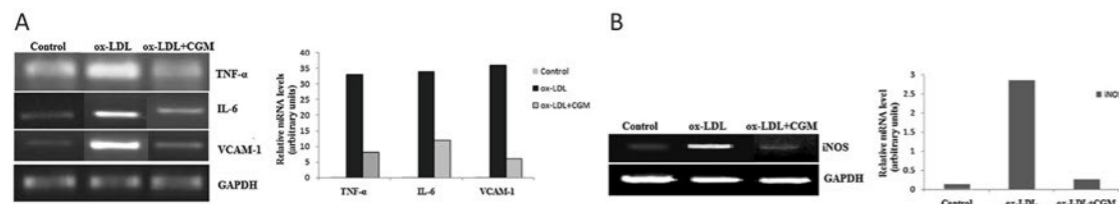
## Ameliorates neuro-inflammation

Natural Products Research, 2018



## Inhibits pro-inflammatory cytokines

Inflammopharmacology, 2018; doi: 10.1007/s10787-018-0474-0



- Kumar et al., (2016). Enhanced bioavailability and relative distribution of free (unconjugated) curcuminoids following the oral administration of a food-grade formulation with fenugreek dietary fibre: A randomised double-blind crossover study. *Journal of Functional Foods* 22: 578-587.
- Krishnakumar et al., (2015). Improved blood-brain-barrier permeability and tissue distribution following the oral administration of a food-grade formulation of curcumin with fenugreek fibre. *Journal of Functional Foods* 14: 215-225.
- Campbell et al., (2017). Responsiveness to curcumin intervention is associated with reduced aortic stiffness in young, obese men with higher initial stiffness. *Journal of Functional Foods* 29: 154-160.
- Sudheeran et al., (2016). Safety, Tolerance, and Enhanced Efficacy of a Bioavailable Formulation of Curcumin With Fenugreek Dietary Fiber on Occupational Stress: A Randomized, Double-Blind, Placebo-Controlled Pilot Study. *Journal of Clinical Psychopharmacology* 36(3): 236-243.
- Campbell et al., (2018). Curcumin Supplementation Decreases Homocysteine and Increases Hdl in Young, Obese Men: *Medicine & Science in Sports & Exercise*. 50 (5S): 723
- Naveen et al., (2018) A novel curcumin-galactomannoside complex delivery system improves hepatic function markers in chronic alcoholics: A double-blind, randomized, placebo-controlled study. *Biomed Research International* 2018, ID 9159281, 1-10
- Sindhu et al., (2018). Comparative neuroprotective effects of native Curcumin and its galactomannoside formulation in carbofuran induced neurotoxicity model. *Natural Product Research (accepted)*
- Sangeetha et al., (2018). Curcumin-galactomannoside complex inhibits pathogenesis in Ox-LDL-challenged human peripheral blood mononuclear cells. *Inflammopharmacology*, doi.org/10.1007/s10787-018-0474-0

These statements have not been evaluated by the Food and Drug administration. This product is not intended to diagnose, treat, cure or prevent any disease

# CurQfen®

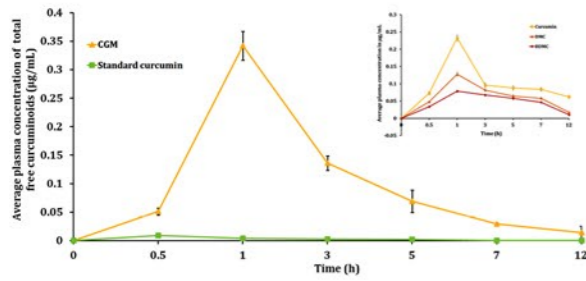
## SETTING UP A NEW BENCHMARK IN CURCUMIN BIOAVAILABILITY



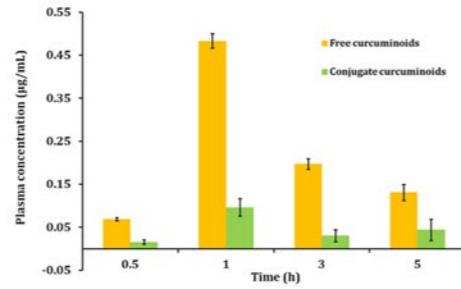
info@akay-group.com www.curqfen.net

## Free curcuminoids bioavailability (45.5X)

Journal of Functional foods, 2016; 22:578



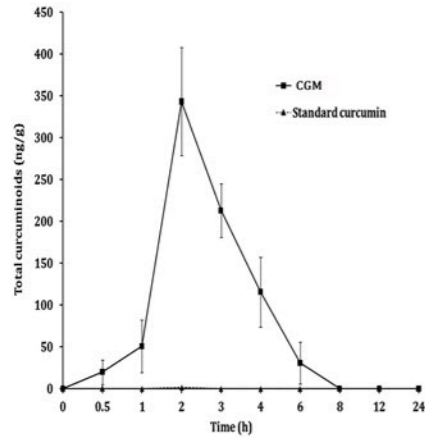
Concentration by time plot of free curcuminoids in plasma following oral administration of CurQfen® and Standard curcumin



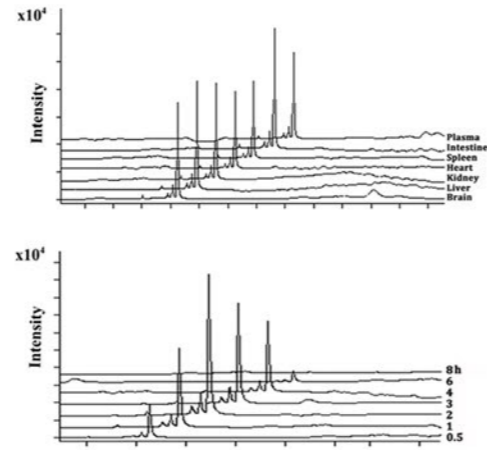
The relative distribution of free curcuminoids at different Post administration time intervals

## Blood-brain-barrier permeability & tissue distribution

Journal of Functional foods, 2015;14:215



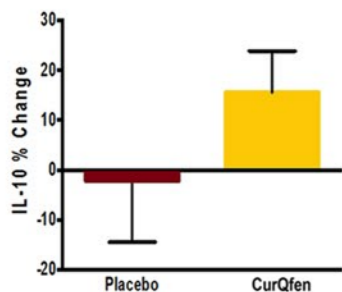
Concentration-time curve of total curcuminoids (Curcumin, DMC and BDMC) in brain



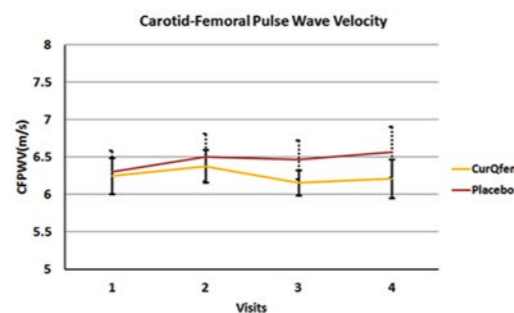
MRM transitions of curcuminoids in brain tissues

## Reduces arterial stiffness in young obese men

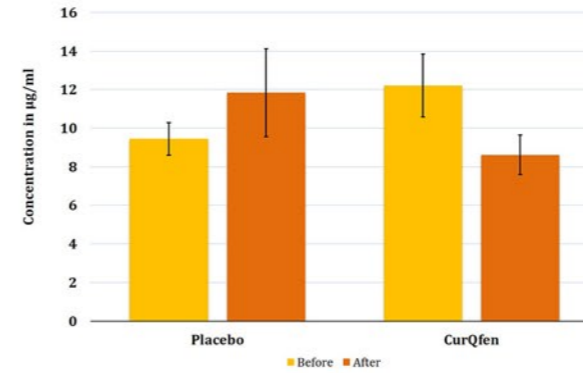
Journal of functional foods, 2017; 29:154



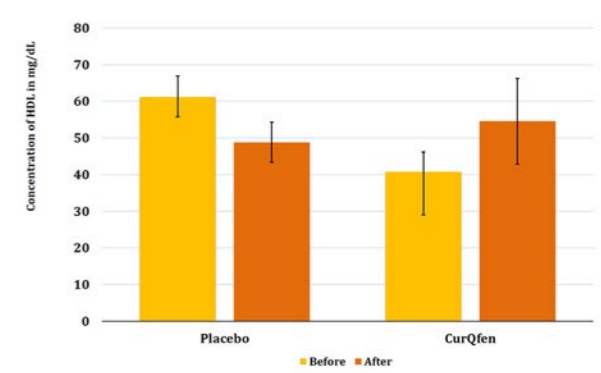
Improvements in anti-inflammatory markers in CurQfen® vs Placebo groups during a 12 week intervention period in young obese men



## Reduces homocysteine and increases HDL



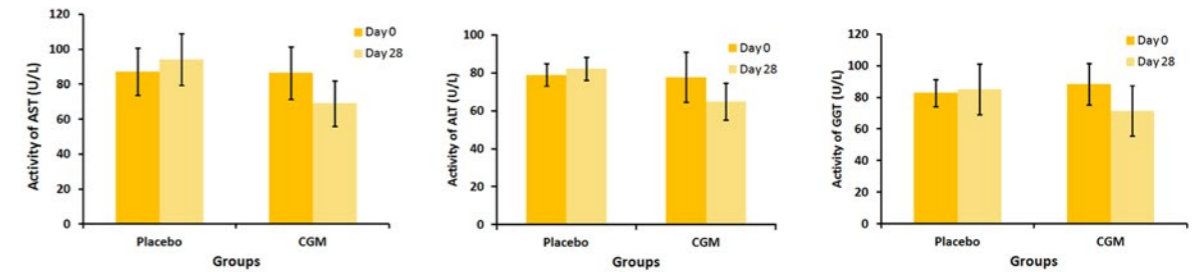
Concentration of Homocysteine was significantly reduced upon treatment with CurQfen® after 12 weeks



Concentration of HDL was significantly increased upon treatment with CurQfen® after 12 weeks

## CurQfen® improves liver health

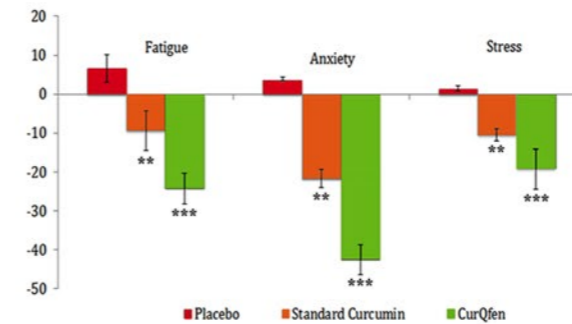
Biomed Research International, 2018; ID 9159281:1-10



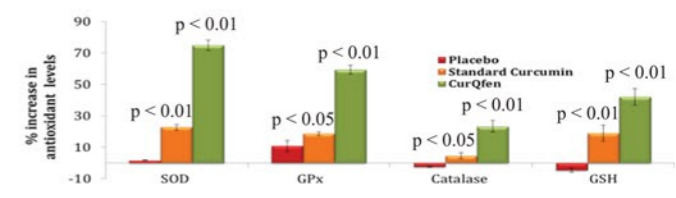
Improvements in liver toxicity markers in CurQfen® vs Placebo groups in chronic alcoholic men

## Manages stress, anxiety and fatigue

Journal of Clinical Psychopharmacology, 2016;36:236



Effect of CurQfen®, standard curcumin, and placebo on conditions such as fatigue, anxiety, and overall stress in human subjects under occupational stress



Effect of CurQfen®, standard curcumin, and placebo on anti-oxidant enzymes such as SOD, GPx, Catalase and GSH