



Member of



Transforming promises into proven health benefits.

We design and perform tailor-made studies to validate the health benefits, safety, and bioactivity of your product – with scientific precision.



www.1Qhealth.com

OUR PROFILE

VivaCell Biotechnology – Member of 1Q Health is a contract research organization (CRO) offering specialized in vitro and ex vivo models to test and develop pharmaceuticals, cosmetics, nutraceuticals, phytopharmaceuticals, probiotics, food, beverages, and natural extracts.

We help our clients to demonstrate the health benefits, safety, and biological activity of their products across various therapeutical areas. For this, we create customized study designs tailored to their specific needs using relevant models.

Our team combines strong expertise in cellular and molecular biology. We've also developed fast and cost-effective screening platforms for cosmetics and nutraceuticals.



Dr. Bernd Fiebich

Founder of Vivacell Biotechnology

Together with our network of experts, we manage complete research projects – from early-stage R&D to GLP-compliant pre-clinical studies. Our clients can rely on a single partner throughout their product development.

With over 20 years of experience and numerous scientific publications, our high-quality research “Made in Germany” is trusted worldwide.

OUR SERVICES

VivaCell's services include standard protocols and protocols adapted to the needs of our customers using a variety of indications specific in vitro and ex vivo models with a major focus on:

- **Dermato–Cosmetics/Hair and Personal Care**
- **Oral Care**
- **Phytodrug and botanical research**
- **Women's Health/Men's Health**
- **Probiotics**
- **Immunomodulation/Inflammation**
- **Cancer/Angiogenesis**
- **Animal health**
- **Metabolic diseases**
- **Aging/Aging related processes/Longevity**
- **Cell energy and muscles**

...and many others!

EXAMPLES AND RESULTS OF OUR RECENT IN VITRO STUDIES

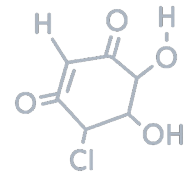
We recently conducted multiple cell studies to determine whether certain extracts could help the human body to fight and protect against inflammation and infections.

TEST ITEMS

- Passiflora incarnata
- Pseudoephedrine
- Cordyceps CPA³

TEST QUESTIONS

- Does Passiflora incarnata extract inhibit GABA uptake?
- Can pseudoephedrine reduce T-cell activation under inflammatory conditions?
- Have medical mushrooms the capability to active the immune system?

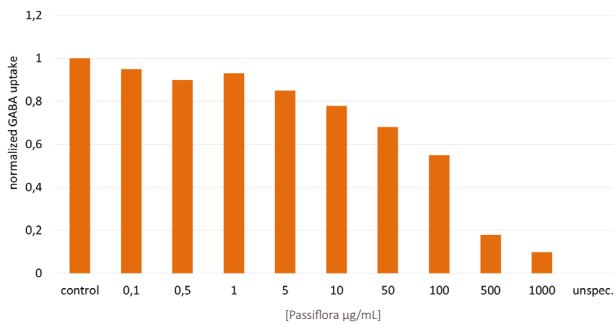


THE RESULTS

Tested: immune cells (primary human monocytes).

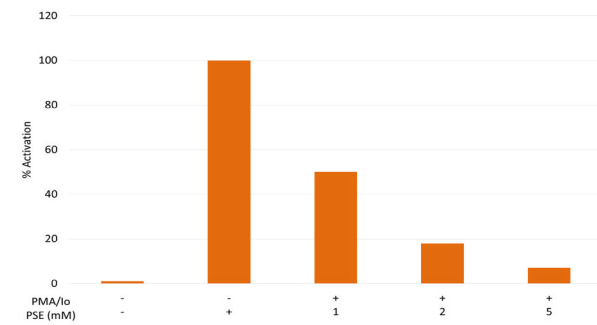
Passiflora incarnata extract

Here, we show, that a Passiflora incarnata extract inhibits GABA uptake and thus increases GABA, in important factor decreased in mood disorder. We also showed that the Passiflora incarnata extract binds to GABA-A receptor and act as an antagonist of the GABA-B receptor (see publication).¹



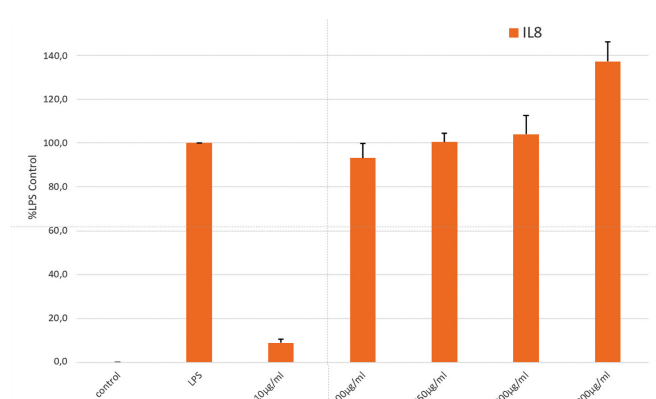
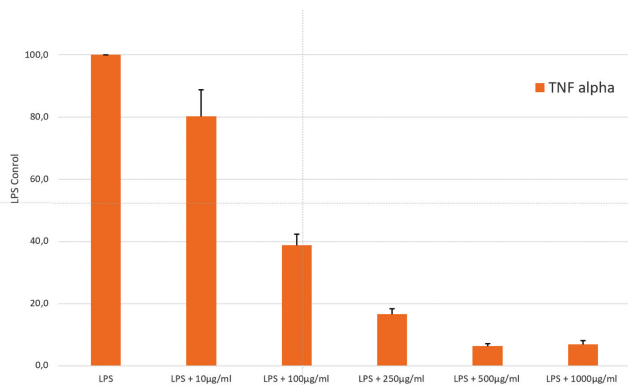
Pseudoephedrine

In this publication, we demonstrate that pseudoephedrine (PSE), present in Aspirin ComplexTM, inhibits T-Cell activation by inhibiting interleukin-2 (IL-2) promoter activity, as add on activity to the effects of Aspirin in common cold.²



Cordyceps CPA³ extract

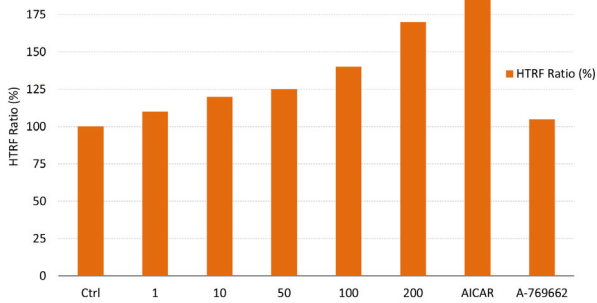
The data suggests that the cordyceps CPA³ extract has anti-inflammatory activities in inflamed cells and tissues, but also activates the immune system in healthy cells to protect against bacterial or viral infections or other inducers of inflammation.



(PHYTO)-PHARMACEUTICAL AND NUTRACEUTICAL STUDIES

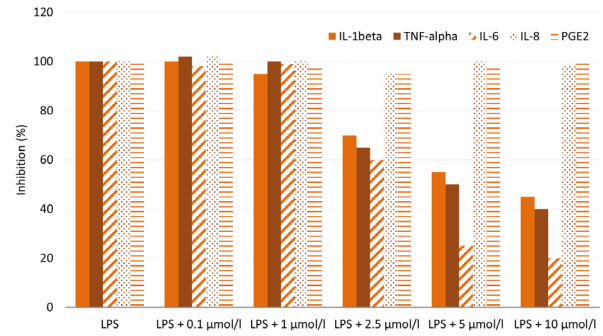
Cimicifuga racemosa extract (Ze 450)

The data suggest, that Cimicifuga racemosa extract with a well-established use for the treatment of menopausal symptoms, activates cellular energy metabolism via AMPK (AMP-activated protein kinase) activation, previously associated with anti-aging effects, in precursor fat cells (adipocytes) in a dose-dependent manner.³



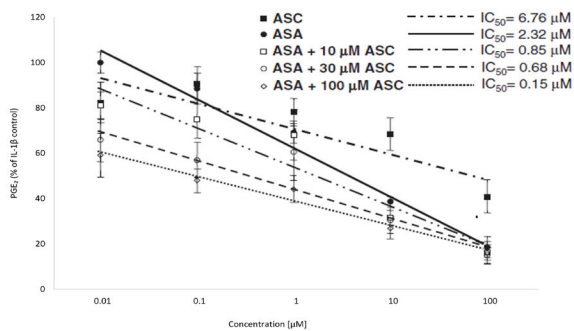
2-HEC, cannabidiol derivative

The data suggest that the synthetic cannabinoid 2-hydroxyethyl cannabidiolate (2-HEC) strongly reduces inflammatory mediators in activated human immune cells (primary human monocytes) in a dose-dependent manner, indicating a clear anti-inflammatory effect.⁴



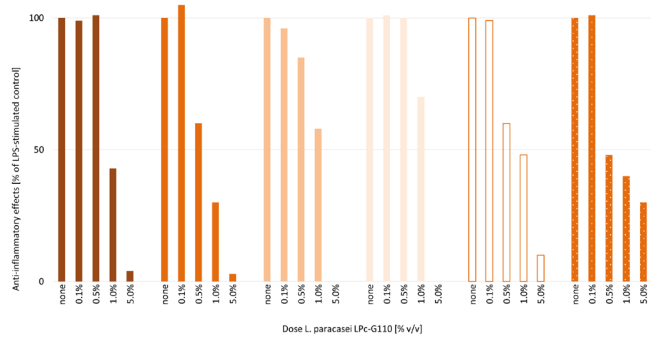
Ascorbic Acid + Aspirin

In this paper, we proved the synergistic inhibitory effects of ascorbic acid (ASC) and aspirin (ASA) on prostaglandin E2 synthesis in IL-1beta stimulated human neuronal SK-N-SH cells. Prostaglandin E2 is the major target of analgesic and anti-inflammatory drugs such as Aspirin, ibuprofen etc.⁵



Probiotics

In this paper, we demonstrated the anti-inflammatory effects probiotic strains on lipopolysaccharide (LPS)-stimulated inflammatory mediators in primary monocytes in the context of oral health care.⁶



¹Phytother Res. 2011 Jun;25(6):838-43. doi: 10.1002/ptr.3352. Epub 2010 Nov 19. PMID: 21089181

²Immunopharmacol Immunotoxicol. 2012 Feb;34(1):98-106. doi: 10.3109/08923973.2011.582118. Epub 2011 Jun 2.

³Pharmaceutics. 2024 Mar 13;16(3):393. doi: 10.3390/pharmaceutics16030393. PMID: 38543287

⁴Front Pharmacol. 2019 Nov 20;10:1284. doi: 10.3389/fphar.2019.01284. eCollection 2019. PMID: 31824305

⁵Candelario-Jalil E, Akundi RS, Bhatia HS, Lieb K, Appel K, Muñoz E, Hüll M, Fiebich BL. Ascorbic acid enhances the inhibitory effect of aspirin on neuronal cyclooxygenase-2-mediated prostaglandin E2 production. J Neuroimmunol. 2006 May;174(1-2):39-51. doi: 10.1016/j.jneuroim.2006.01.003. Epub 2006 Mar 10. PMID: 16529823

⁶J Oral Microbiol. 2018 Jul 25;10(1):1502027. doi: 10.1080/20002297.2018.1502027. eCollection 2018.

OPINIONS OF OUR CUSTOMERS

"VivaCell Biotechnology GmbH has been a trusted and reliable partner of ours for many years. We value their competence highly and can recommend their scientific performance whole-heartedly and without reservation."

Dr. U. Gessner (Bayer Vital GmbH)

1Q Health GmbH

📍 Gewerbestr. 8
82064 Straßlach
Germany

🌐 www.1qhealth.com
✉ 1Q-Contact@1Qhealth.com
☎ +49 (0)92 70 99 16 820

